

CREATED BY INDUSTRY PROFESSIONALS FOR INDUSTRY PROFESSIONALS



Distinction achieved through industry expertise


Choices That Can Meet Your Budget Requirements

In order to fulfill the increasing demand for automated dry cleaning processes, CleanMax has redesigned its garment sorting systems. We introduce the sorting system in three packages: SortMax, AssembleMax, and iSortmax with barcode and heat seal systems for each of the three packages. The three versions offer great business flexibility, rapid processing, reduced sorting space, and an immense productivity boost, all at a very affordable price with a high return on investment. You will find that our system will bring accuracy and oversight to your work process, and will improve the overall quality of your service with low lead times and rapid fulfillment of customer demand.


Furthermore, our garment sorting systems can stay within the bounds of your budget due to significantly lower capital investments. We can say with confidence that Arbelsoft garment assembly systems undercut the price of any other version currently available on the market. Why are the other systems so expensive? Well for one, other systems require a computer for conveyor rotation control but also necessitate an additional POS system that retains tags and ticket information. CleanMax makes the extra computer redundant in functionality by syncing the two together into one device. Powered by a Microsoft SQL database, the system can control both the function conveyor and sorting with internal tag and ticket information stored within the POS system. To learn more about SortMax, AssembleMax and iSortMax, contact us at: (877) 939-1212 or visit us on the web at www.arbelsoft.com. or <http://www.arbelsoft.com/products/CGarmentAssembly.php>

The AssembleMax promotional Rental Sale is available now for as low as \$293.00 per month for a 48 month fixed term with a \$4800.00 down payment.

SortMax: Uses your existing conveyor; designed for garment assembly purposes; compatible with any conveyor brand. Installation guide is provided at our website.



AssembleMax: Interfaced with the Railex garment sorting conveyor; current status with voice guidance in English or Spanish.



AssembleMax also processes garments rapidly with a maximum conveyor rotation speed of 100 feet/minute. However, this speed can be adjusted incrementally lower by an inverter frequency control without torque loss for the employee's convenience and processing speed. We have tested that the max productivity level you can derive from AssembleMax is a sorting speed of 420 pieces/hour which can be achieved by using the post print feature in combination with the acceleration function. This is speediest assembly system amongst equivalent classes of garment assembly systems available in the current market all at an incredibly low price.

iSortMax: Manual, no conveyor necessary.



Extensive Capabilities

- Easy to use
- Large screen and voice guidance in English or Spanish by SoundMax
- Instant Voice change English/Spanish by scan command barcode
- Both automatic and manual assembly systems available
- Soft start conveyor by an inverter control
- Assembly rate over 380 pieces/hour
- Acceleration Function
- Search slot by tag number entry
- Syncs with a CleanMax interfaced conveyor or any other brand
- No limit on number of maximum slots for SortMax
- Pre or post ticket printing options
- Garment assembly for single or multiple stores by using only one invoice printer.
- Supports regular disposable barcode & heat seal tags
- Accepts number entry from third parties or from a pre printed heat seal tag
- Automatic slot extension based on order size
- Rapid recognition 2D barcode technology
- Issues updates on assembly status for partial pick up
- Instantly accessible detailed ticket review
- Tag / Ticket reprint feature
- Overview of current / previous slot status
- Detailed view of each slot and much more..

Suitable for any kind of business

SINGLE or MULTIPLE Store Garment Sorting:

The system enables multiple store garment sorting to allow continuous updates of ticket information from each (of the) individual drop store(s). This is an ideal way to keep tabs on all of your business statistics and channel the processing of all ticket, tag and sorting information in a single repository for convenience, heightened oversight, and accountability.

A single store sorting requires only 1 package, but multiple store garment sorting requires SyncMax and the Back-office, Replication feature because it necessitates real time data streaming. The multi-store package requires the a Microsoft 2005 SQL database installed for both locations, and an extra SQL database installed on the main server computer at each of the drop stores.

To illustrate

- 1 plant, 1 drop store: 2 SyncMax, 2 of 2005 SQL databases for each location (SyncMax+Back Office, Replication)
- 1 plant, 2 drop stores: 3 SyncMax, 3 of 2005 SQL databases (1 for each location)

SCENARIO: Multi store sorting, only laundry shirts in the main plant but dry cleaning items at each drop store

No matter what the specifics of your operations, the Assemble-

Max system can accommodate to those specifications. So far we have covered that AssembleMax is compatible with both single and multiple store garment sorting as well as different breakdowns of item processing at your various plant and satellite store locations as described above.

Multiple Store Management

SyncMax uses real-time streaming for all data and information that passes through to the headquarters, hence empowering you with the ability to effectively & collectively manage your business from any location. SyncMax also supports multiple store garment sorting automation.

Businesses with multiple sales agents in different sectors such as leather cleaning, rug & carpet cleaning, etc can especially benefit from SyncMax capabilities because the program allows for you to track employee data even as they are exiting or entering the plant or making drop offs at all different times.

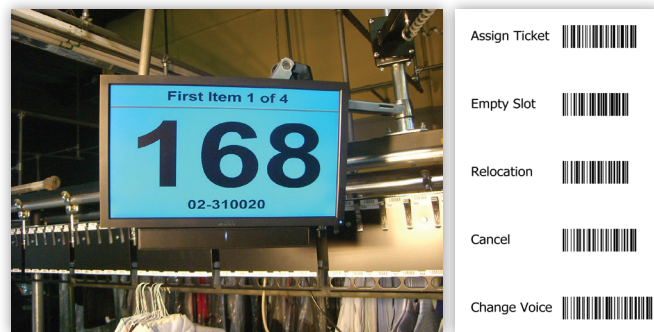
Location	Stock	Check	Revenue	No Charge	Wash	C.O.D.	Printed	Delivery	Adjustment
Local	913	90	0	0	(0)	(0)	110	0.00	(0)
Arbel	1130	91	6	0	0	(0)	0	0.00	(0)
Plant	2427	77	28	92	(1)	(0)	0	0.00	31
01	1130	913	22	48	36	(2)	(0)	210	111
10	1131	214	0	22	7	(0)	(0)	0.00	0
15	1131	612	17	13	0	(1)	(0)	0.00	611
17	1131	113	26	26	0	(0)	(0)	210	0
40	1131	213	5	14	10	(0)	(0)	810	0
58	1131	912	1	16	5	(0)	(1)	110	0
78	1131	912	0	15	3	(0)	(0)	0.00	440

Sales	Pickups	Payments
(0)	(0)	(0.00)
0.00	0.00	0.00
(0)	(0)	(0.00)
0.00	0.00	0.00
503.75	33.90	(0.00)
839.75	482.25	677.00
(28)	(15)	(47.25)
570.00	102.57	699.75
(22)	(34)	(141.25)
552.25	811.50	618.50
(17)	(2)	(26.25)
633.25	33.75	429.00
(15)	(4)	(148.91)
504.75	195.66	560.41
(11)	(3)	(31.75)
260.50	81.50	191.50
(3)	(0)	(0.00)
118.00	0.00	96.00
(232)	(71)	(464.48)
3,982.25	1,741.13	3,734.98
Off		

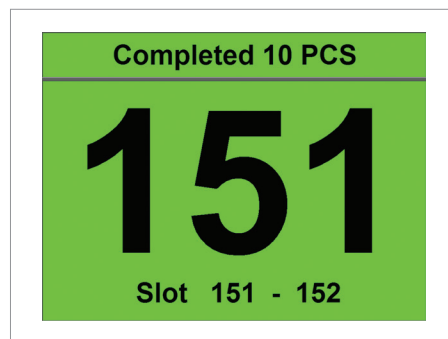
Focused on Features

Acceleration Function: This feature can boost processing speed from an average of 360 garments per hour to over 420 by allowing for you to save waiting time during conveyor rotation and enabling multitasking for all iterations of garment processing. Unfortunately, we cannot explain you this feature in full detail so as to protect sensitive information about our software. Thank you for your understanding.

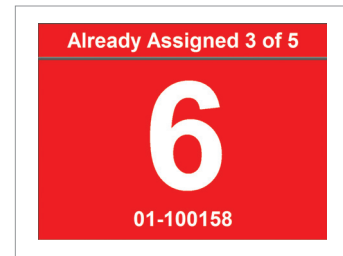
Voice Guidance and Changes: The system provides bilingual guidance in which instructions that are dependent on the sorting status will be announced upon scanning the garment. For example, the system could say "First item," then the designated and available slot number, let's say 145 (Processing Slot Number 145) and finally how many pieces are in the order. For the operator's convenience, the voice guidance can be changed easily between English and Spanish at any time without having to access the default setup screen by utilizing a barcode command shortcut. The command chart can also be printed out any time



Automatic Slot Extension: The default settings allocate a maximum number of garments per slot. For example if this number was 4 or 5, the system would occupy that number of slots automatically dependent upon the number of garments in a given ticket item. For example, a ticket with 10 pieces will occupy 2 slots if the maximum slot setting was 5. However, the system will not designate the second slot until the first 5 pieces in the ticket has been completely transferred into the first slot.



Re-Confirmation & Re-Call: The operator can scan the same garment twice if he or she forgets to scan a garment, misses hanging up a garment into the designated slot while using the acceleration function, or simply wishes to rescan for confirmation purposes. A fully red background screen will read "Already assigned" with simultaneous voice guidance while the conveyor automatically rotates and comes back to the operator at the previously designated slot.



Status Overview: The operator can review the current business status in three different categories, including the number of ordered tickets, garments including dry cleaning or shirts items separately and the processing status. This will reflect how many slots are currently occupied, which are overdue and never shows the item, or which items are rush orders due within 2 or 4 hours and finally which slots are being held for a due date that falls on the following day. You can locate all of these details such as which slot holds overdue garment(s) and other statuses at any time. Status overview also allows for you to review your completed tickets for that day. The system does not allow re-entering previously completed tickets after recopying tickets and tags.



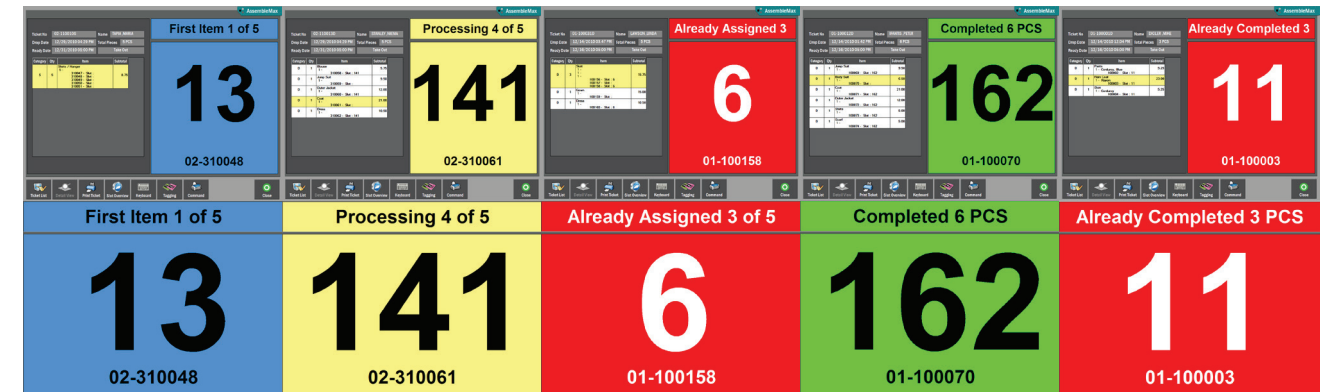
Additional Advantages: Process Feature In order to prevent missing garments or review current processing statuses, CleanMax has a "Process" feature that captures details about the whole process broken down into smaller sections. For example, you can capture insight about the whole process for Plant (Dry cleaning) for the sections Press, Assembly, and finally Rack by scanning the tag on the garment for each section for both single store and/ or multiple stores. This feature greatly facilitates garment in and out control.

Exact Guidance: The primary goal of garment assembly is to prevent mix-ups but it also entails the speediest garment sorting. In order to stay true to our visions for design conception, AssembleMax provides two monitors. The first is a 20 inch LCD monitor located on top of the Railex conveyor with bilingual operator guidance in either Spanish or English.

An additional monitor is to be installed in front of the conveyor with a computer and printers that simultaneously displays the current slot and tag number and detailed item information upon scanning a garment.


Below the screen, all statuses such as "First item," "Processing," "Completed," "Already assigned" for re-confirm or recall and "Already completed" for final confirmation will be displayed whenever an operator needs it.

This method ensures that garments will not go missing or become mixed up during the assembly process.



Assembly Speed: In designing the system, we made sure to incorporate rapid assembly while minimizing human error and maintaining an inexpensive system. There are a few factors that must be incorporated in rendering a speedy assembly system and with our system, all of these things can be acquired without having to make an excessive \$120,000 investment. These are as follows: proper conveyor speed, immediately scannable barcode quality and scanner performance, and useful programming commands such as acceleration and pause control features for continuous assembly without waiting times.

For example, the maximum assembly rate is 360 garments per hour if system takes 10 seconds on average per garment. This is a fine performance figure since the conveyor may need up to 13.20 seconds for a half rotation. The conveyor has a maximum rotation speed of 100 feet per minute for 200 slots (Length: 44 feet) and we have personally tested the maximum assembly rate to be 420 garments per hour. The speed can be reduced up to 85 feet per minute by an inverter frequency control.



Shows a Scanner Kit includes overhead swivel arm, tool balancer, hand free scanner with 20' cable and necessary hardware.

Shows a Monitor Kit includes overhead swivel arm, 20" LCD monitor, speaker with 20' cable and necessary hardware.

Easy Installation, Setup and Use:

AssembleMax and SortMax Installation Guide and the User Manual have been provided on our website for your convenience. Controller calibration has been included within the installation guide. Your local mechanic can install the Railex conveyor through a standard process. Make sure to connect a RJ45 cable from the conveyor controller to computer.

We conduct the setup process, and anyone can start to use the system immediately by scanning a tag and following voice guidance instructions.

Permanent Heat Seal & Barcode Tags: Another unique feature is that CleanMax is compatible with both permanent heat seal tags and barcode tags, thus expanding the marginal utility for businesses that handle both corporate accounts, (eg: hotels, hospitals, etc) as well as more mainstream retail accounts. While the heat seal tag is suitable for bulk orders such as uniform cleaning, barcode tags are suitable for retail dry cleaning applications.



We introduced our very own barcode tag that does not exist anywhere else in the dry cleaning POS market today.

We pioneered this tag to address a dry cleaning assembly automation problem, primarily dependent on nature of heat seal tags. Although its utilization cuts time in the sorting process with a scannable barcode, the tagging preparation time adds an average of 30 seconds to the garment tagging process. Furthermore, due to constant customer churn, the frequency of tagging preparation time added to the work process with heat seal tags increases substantially.

That's how our barcode tag differentiate itself, since it fuses together the functionality of barcodes and cuts out lengthy preparation times altogether. Our disposable tags are made of a special and easily scannable material that comes at a cheaper price than heat seal tags. In sum, the benefits of our barcode tags in functionality and time and money spent on equipment utilization and manpower outweigh the expense and limited commercial applications of heat seal tags.

See accompanying chart below

Type	Application	Tagging Time	Cost	
			Supply	Equipment
Barcode Tag	Suitable for Retail Dry Cleaning (customer churn)	Short	> Regular Tag	Low
Permanent Heat Seal	Suitable for Commercial Accounts	Long (30 secs)	> Regular Tag	High

Below is a chart that tables the differences between our systems and others

Garment Assembly System Comparison

Brand	Type	System	Benefits	Speed Pcs/8hr.	Equipment Cost
SortMax by CleanMax	Semi- Auto	Any conveyor	-Low operating cost -Increase productivity -Reduce human error -Improve service -High return on investment -Accelerated process -Reduced sorting space -Monitoring process status	1650	>\$11,000
AssembleMax by CleanMax	Semi-Auto	Package*		3100	> \$17,500
iSortMax by CleanMax	Manual	No conveyor		960	> \$4000
Metalprogetti	Semi-Auto	Package		6000 up	> \$120,000
HMC Solutions	Semi-Auto	Package		2500	> \$26,000
IOWA Techniques	Semi Auto	Package		3000	> \$26,000
White Conveyor	Semi-Auto	Package		4500	> \$40,000

Note: All third parties data and prices are solely based on ArbelSoft research. We based our calculations on the most current data, and thus hold no responsibility for future discrepancies in price and performance figures as of December, 2010.

Various Options to Maximize Flexibility

AssembleMax Packages

Barcode System

- Railex Sorting Conveyor, Available 150 slots.
- A CleanMax package with AssembleMax Module.
- Scanner Kit: Motorola, DS3508 Scanner includes swivel arm, bracket and tool balancer.
- Monitor Kit: Dell 20" LCD with mounting swivel arm & speakers for voice guidance.
- Zebra GX430T thermal transfer Barcode Printer.
- A dozen of Roll tag 3"W x 275'L
- A dozen of Zebra Resin wax ribbon 3.5"W x 244'L roll.
- All necessary cables and adapters
- * Note: Cash Drawer is not included.

Heat Seal System

- Railex Sorting Conveyor, Available 150 slots.
- A CleanMax package with AssembleMax Module.
- Scanner Kit: Motorola, DS3508 Scanner includes swivel arm, bracket and tool balancer.
- Monitor Kit: Dell 20" LCD with mounting swivel arm & speakers for voice guidance.
- Zebra TLP2824 thermal transfer Barcode Printer.
- A dozen of HeatSeal labels, 25mm x 9mm 3500 pcs/roll.
- A dozen of Zebra Resin wax ribbon, 1.3"W x 244'L roll.
- Hotronix STX6 Heat Seal press.
- All necessary cables and adapters

SortMax Packages

Barcode System

- Conveyor controller for any brands.
- A CleanMax package with SortMax Module.
- Scanner Kit: Motorola, DS3508 Scanner includes swivel arm, bracket and tool balancer.
- Monitor Kit: Dell 20" LCD with mounting swivel arm & speakers for voice guidance.
- Zebra GX430T thermal transfer Barcode Printer.
- A dozen of Roll tag 3"W x 275'L
- A dozen of Zebra Resin wax ribbon 3.5"W x 244'L roll.
- All necessary cables and adapters
- * Note: Cash Drawer is not included.

Heat Seal System

- Conveyor controller for any brands.
- A CleanMax package with SortMax Module.
- Scanner Kit: Motorola, DS3508 Scanner includes swivel arm, bracket and tool balancer.
- Monitor Kit: Dell 20" LCD with mounting swivel arm & speakers for voice guidance.
- Zebra TLP2824 thermal transfer Barcode printer.
- A dozen of HeatSeal labels, 25mmx 9mm 3500 pcs/roll.
- A dozen of Zebra Resin wax ribbon, 1.3"W x 244'L roll
- Hotronix STX6 Heat Seal press.
- All necessary cables and adapters

iSortMax Packages

Barcode System

- Optional iSortMax Software.
- Scanner Kit: Motorola, DS3508 Scanner includes swivel arm, bracket and tool balancer.
- Monitor Kit: Dell 20" LCD with mounting swivel arm & speakers for voice guidance.
- Zebra GX430T thermal transfer Barcode Printer.
- A dozen of Roll tag 3"W x 275'L
- A dozen of Zebra Resin wax ribbon 3.5"w x 244'L roll.
- 120 Laminated assembly hook ID card Pack

Heat Seal System

- Optional iSortMax Software.
- Scanner Kit: Motorola, DS3508 Scanner includes swivel arm, bracket and tool balancer.
- Monitor Kit: Dell 20" LCD with mounting swivel arm & speakers for voice guidance.
- Zebra TLP2824 thermal transfer Barcode Printer.
- A dozen of Heat Seal labels, 25mm x 9mm 3500 pcs/roll.
- A dozen of Zebra Resin wax ribbon, 1.3"W x 244'L roll
- Hotronix STX6 Heat Seal press.
- 120 Laminated assembly hook ID card Pack

Note: May need Optional sorting rack, TH-15 by www.cleanersupply.com (800) 568-7768

LESS WORK, MORE PROFITS



CLEANMAX ®
WE UNDERSTAND DRYCLEANING

SYNCMAX ®
Multi-Store Management Solutions

 **ArbelSoft**
www.arbelsoft.com

454 Main St. Suite 6 Fort Lee, NJ 07024
Tel (877)939-1212 | Fax (201)363-0505